


Instruction Manual (for Storage) **HANGER**

Portable OLED Luminaire
HANGER-01 Series



RoHS

Lumiotec

To Customers:

Thank you for purchasing this product.

- To ensure safer and proper operation of this product, please read this instruction manual thoroughly before use.
- Once you have read through the manual, carefully keep it nearby for handy access.

Safety Precautions: Be sure to follow this advice.

Carefully read the information below for the prevention of personal injury or property damage.



WARNING

Failure to observe the precautions indicated by this symbol can lead to death or serious injury.



CAUTION

Failure to observe the precautions indicated by this symbol can lead to serious injury or property damage.



WARNING

- Do not cover the product with paper or cloth and keep it away from easily flammable objects. (Fire hazard)
- Do not use the product outdoors or in a place with high humidity, such as bathrooms or the like. (Fire or electric shock hazard)
- The AC adapter must be plugged into 100 - 240 V power outlet. (Fire or electric failure hazard)
- Do not disassemble or modify the product. (Fire or electric shock hazard)
- Do not forcibly bend, twist or pull the cord. (Fire or electric shock hazard caused by cord damage)
- Do not insert or remove the electric plug with wet hands. (Electric shock hazard)
- Turn off the power switch in case of any abnormality; contact Lumiotec Inc. immediately after confirming that the state has been rectified.

CAUTION

- Do not use the product in places affected by corrosive gas or dust or places subject to frequent vibration. (Product damage, overheating, fire, electric shock or fall hazard)

- Hold the plug to remove. (Fire or electric shock hazard caused by cord damage)

- Make sure that the power is turned off when inserting or removing the plug. (Electric failure hazard)

- Do not use the product in a hot environment around heating appliances or cooking equipment. (Fire or electric failure hazard)

- Do not touch the OLED lighting panel since its temperature rises when illuminated and immediately after being turned off. (Burn hazard)

- Request Lumiotec Inc. to replace damaged plugs or cords with new ones. (Electric shock caused by using the product with exposed or broken wiring)

- Avoid multiple leads or extensions. (Fire hazard caused by using exceeding rated current or voltage of socket outlet)

- Periodically remove dust from the plug. (Fire caused by defective insulation)

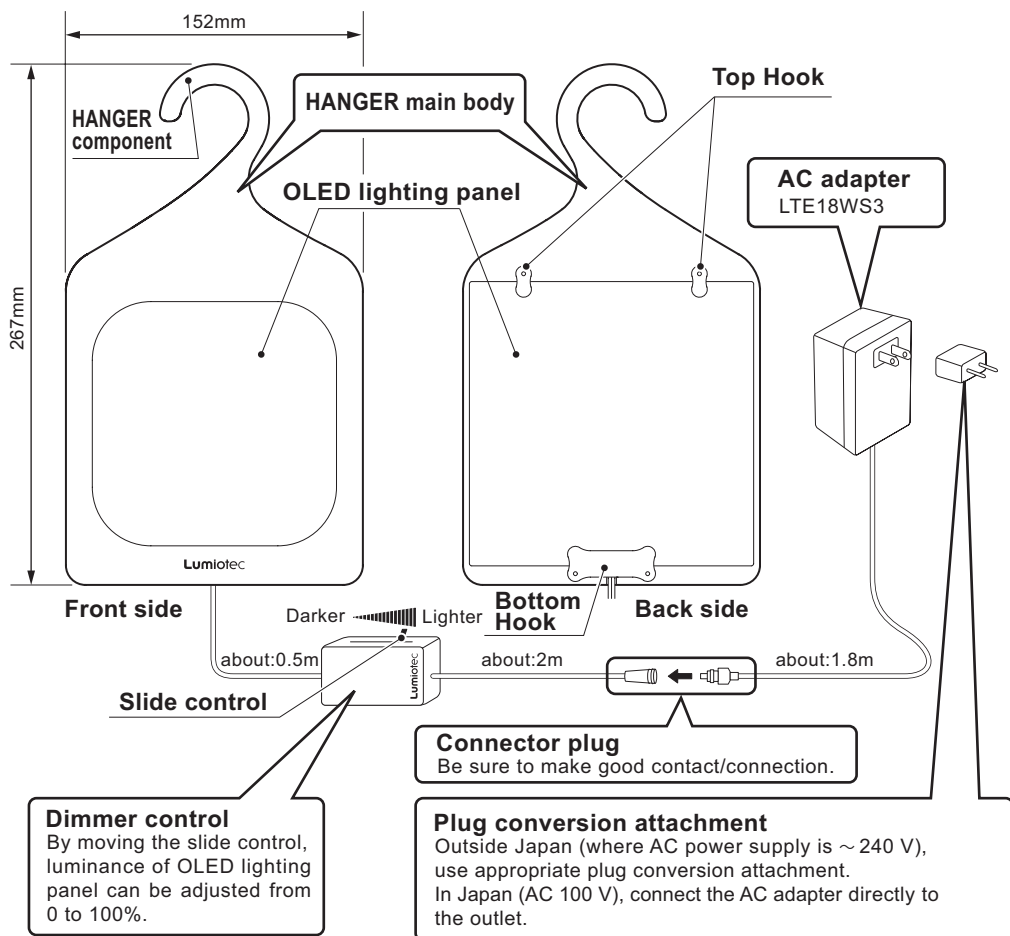
- Completely insert the plug all the way to its base. (Electric shock hazard caused by incomplete insertion)

- Be sure to use the AC adapter accessory. (Fire or electric failure hazard)

Usage Precautions

- Keep the panel away from places with high temperature or humidity and use in a room with a temperature range of 5 to 40 °C
- The OLED lighting panel generates heat when illuminated. Decreasing luminance by the dimmer control can lower the panel temperature along with heat generation and extend its lifetime as well.
- Avoid using in places where there is a breeze from the ocean or where corrosive gases are abundant.
- Do not use the product in direct sunlight as it may cause electric failure or product discoloration.
- Do not put heavy objects or put partial pressure on the OLED lighting panel.
- There is a risk of injury if the OLED lighting panel is cracked or damaged, so handle the panel with care.
- Do not spray volatile substances, pesticides, or spray-type cleaners on the product. This may discolor or deform the product or cause a fire.
- The face of the OLED lighting panel can readily be scratched and/or damaged. Avoid touching the panel face as much as possible.
- Avoid using devices such as infrared remote-control to TVs near the product. The remote-control to operate the product may not work.
- Using the product in mountain areas or reinforced concrete buildings where radio waves are weak may adversely affect audio and video equipment. Especially avoid using a radio near the product. This may cause a noise in the radio.
- Lighting color can be changed, or black and blight spots can be observed by angle or passage of time.
- Do not look directly at the illuminated surface for long periods of time.
- This product is a non-flammable. Follow local government regulations when disposing of the product.

Part Names and Usage



The product package contains the following items: HANGER main body, AC adapter, and Instruction Manual (with Certificate of Warranty)

Maintenance

Please be sure to maintain the product in cooled condition or environment after removing the AC adapter from the power outlet.


- Clean the front surface of the OLED lighting panel with soft cloth just enough to wipe off the dusts. Forceful rubbing may damage the panel face.
- Wipe the luminaire body surface (other than the face of the OLED lighting panel) with a soft cloth piece dipped in diluted neutral detergent and lightly wringed when the surface is dirty.

In Case of Trouble

When the luminaire does not light up,

Check if the AC adopter and/or connection plug are securely inserted to the power outlet; if not, do so for sure.

Specifications

Model Name	HANGER-01
Light Source	Natural white color OLED lighting panel with correlated color temperature of 4,900 K and maximum luminance of 2,700 cd/m ²
Rated Voltage	AC100-240V(AC adapter Access any), 50/60 Hz, Output DC 15 V
Energy Consumption	12 W (OLED lighting panel: 10 W)
Dimmer Range	0 - 100% non-step
Locations for Use	Indoors (locations free from water splash or vapor/steam; avoid environment with high temperature)
Size	152 x 267 x 3 mm (main body)
Weight	ca. 190 g (incl. Dimmer control)
RoHS	Corresponding product
Others	Class II luminaire (indicated as  on the power cable)

Warranty and User Support

User Support

1. Make sure that the sales agent name and the purchase date is given in the certificate of warranty. Read the certificate thoroughly and keep it securely. The certificate is valid for one (1) year from the purchase date.
2. In case of requesting for repair or other services:
 - (1) Within the valid warranty period: Thoroughly read the content of this Instruction Manual, take any proper action and, if trouble still continues, send the product with the certificate (when the sales agent name and the purchase date is not given in the certificate, provide appropriate alternatives such as delivery note or proof of purchase date) to the sales agent upon consultation. There could be cases where the free-of-charge repair may NOT be available within the valid warranty period; please check the free-of-charge repair policy below.
 - (2) When the warranty period is expired, please consult the sales agent.

Free-of-charge Repair Policy

This warranty certificate is to promise that free-of-charge repair service will be provided according to this policy within the valid warranty period, on the conditions that the product has been used in the appropriate and correct manner along with the descriptions in this Instruction Manual or Caution/Warning labels on the product.

1. The following cases shall be exempt from free-of-charge repair service, even if within the valid warranty period:
 - (1) Trouble(s) and/or damage(s) caused by, or resulting from, erroneous or inadequate use, or unauthorized disassembling and/or modification.
 - (2) Trouble(s) and/or damage(s) caused by, or resulting from, fall after delivery or during transport.
 - (3) Trouble(s) and/or damage(s) caused by, or resulting from, natural disasters including, but not limited to, fire, earthquake, meteorological disaster, gas exposure, lightning strike, etc.
 - (4) Trouble(s) and/or damage(s) caused by, or resulting from, professional use that may be carried out over extended time.
 - (5) The warranty certificate is not presented.
 - (6) The sales agent name, the purchase date, and customer name is not given in the certificate or any of the word(s) and/or text(s) is rewritten.
 - (7) Trouble(s) and/or damage(s) caused by, or resulting from, normal use such as scratch(es), discoloration, smudge(s), or breakage.
2. This certificate of warranty is to promise customer free-of-charge repair service(s) under the conditions and during the period as explicitly described here. It does not limit any of customer's legal rights. If you have any uncertainties and/or questions, please contact Marketing Group of Lumiotec Inc.
3. Please understand that personal information provided in the certificate may be used for the purpose of performing repair or user support services.

Certificate of Warranty

Product Warranty

Model Name	HANGER-01	Sales Agent
Warranty Period	Valid for one (1) year after the purchase date	Name, address :
Purchase Date		
Customer Name		
Address:		
Telephone Number:		

Lumiotec, Inc.

Marketing Group

19-23-105 Shibaura-3-chome, Minato-ku,

Tokyo 108-0023 JAPAN

TEL: +81-3-5418-6035 FAX: +81-3-3454-3072

Agency

LTPT-20009-01 (ENG)