

## **New Model “P11 Series”**

Lumiotec Inc. (President: Mr. Joji Suzuki, Head Office: Yonezawa, Yamagata Pref.) started to sell new model “P11 series”.

Brightness of P11 series is approx. 5,000cd/m<sup>2</sup>, and approx. 250lm for 145mm x 145mm size. CCT is 2,800K, lamp color. Same as the P09 series, P11 series can be lighten with high brightness.

We exhibit P11 series in “Shop Design 2016” at Tokyo Big Sight from Oct. 26 to 28, 2016. Please find the attached document for line-up and detailed specification.

ANNEX: P11 Specification Sheet




**【Contact】**

Lumiotec Inc.

Sales Group

TEL : 0238-29-0725

E-mail : lumiotec\_info@lumiotec.com

Models			Standard *1			Measurement Procedure
Product Numbers			P11A0000W-A14*	P11B0000W-A14*	P11D0000W-A14*	
Externals						
	[Tolerance]					
Size (W x L)	mm	±0.7	97.6 x 97.6	145 x 145	287 x 74	Caliper
(T)	mm	±0.30	2.10	2.30		Micrometer
Active Area (W x L)	mm	±0.5	81.2 x 81	128.4 x 128.4	269.8 x 58.4	Caliper
Weight	g	±10%	43	107	105	Microbalance
Operating Temperature Range*2	°C	—	5 ~ 40			
Storage Temperature Range	°C	—	-20 ~ 50			
Correlated Color Temperature	K	±15%	2,800 (Lamp Color)			Integrating Sphere, Sprctroradiometer(CS-2000)
Maximum Luminous Flux	lm	±15%	95	240	230	Integrating Sphere, Sprctroradiometer(CS-2000)
Maximum Luminance	cd/m <sup>2</sup>	±15%	4,700			2D Color Analyzer(UA-1000A)
Luminance Uniformity	%	—	≤20			(Standard Deviation/Average Luminance)
Color Rendering Index		±10%	80			Integrating Sphere, Sprctroradiometer(CS-2000)
Chromaticity Coordinates ( x , y )		±0.020	(0.456, 0.398)			2D Color Analyzer(UA-1000A)
Rated Current	A	±0.01	0.24	0.59	0.56	Digital Multimeter
Rated Voltage *3	V	—	8.9	9.2		Digital Multimeter
Energy Consumption	W	—	2.1	5.4	5.2	(Rated Current x Rated Voltage)
Luminous Efficacy	lm/w	—	45			(Maximum Luminous Flux)/(Energy Consumption)
Life-time *4	( L <sub>0</sub> =3,000 cd/m <sup>2</sup> )	h	—	40,000		
LT70	( L <sub>0</sub> =5,300 cd/m <sup>2</sup> )	h	—	15,000		

150909

\*1 The figures here may be changed without any notice. The above performance data (except for life-time data @3,000cd/m<sup>2</sup>) are values when operating at the rated current.

\*2 Surface temperature of the driving panel must be less than 50°C.





\*3 A constant current power source is needed since a rated current defines a rated voltage. A protection circuit to turn off electricity is needed in case of short circuit.

When driven by a constant current, if the voltage applied to the panel is less than 4V , the power should be shut off.

\*4 We accept no responsibility for product life-time since the above life-time data are typical values.

Product Number System (ex.) P11 B 00 00 W - A 1 4 A

Item	Details
① Model	See the specifications above (P11)
② Size (W x L x T)	See the specifications above (B,D)
③ Administration Number	
④ Administration Number	
⑤ Color Temperature	L : Lump Color
⑥ Electrode Structure	A
⑦ Heat Sink Type	1
⑧ Out-coupling Film Type	4
⑨ Contact Pattern	A:On center of the long side without lead wire

Externals			
97.6 x 97.6 , 145 x 145 (mm)		287 x 74 (mm)	
Front Side	Back Side	Front Side	Back Side
			
P11*0000W-A14A (*=A , B)		P11D0000W-A14A	

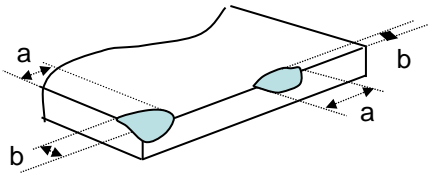
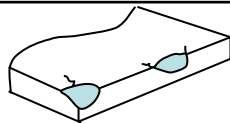
\*Please contact us about contact patterns or lead wires connected to them.

### Lumiotech Inc.

E-mail : lumiotech-support@lumiotech.com

Web Site : <http://www.lumiotech.com>

## Appearance Specifications of OLED Lighting Panels (P03/P04/05/06/07/09 /11Series)

Items		Definitions	Criterion for Defects	
			Size(mm) $\Phi, W(\text{Width}), L(\text{Length}), a, b$	Acceptable Number
Black Spot • Particle		Within active area when illuminated. $\Phi = (\text{long diameter} + \text{short diameter})/2$	$\Phi \leq 1.0$	Good
			$1.0 < \Phi \leq 2.0$	$\leq 10$
			$2.0 < \Phi$	0
Bright Spot		Within active area when illuminated.	—	Nothing
Scratches		Within active area when illuminated.	$W \leq 1.0$ and $L \leq 10.0$	Good
			$1.0 < W \leq 1.5$ and $10.0 < L \leq 20.0$	$\leq 5$
			$W > 1.5$ and $L > 20.0$	0
Bubble		Within active area when illuminated. $\Phi = (\text{long diameter} + \text{short diameter})/2$	$\Phi \leq 1.0$	Good
			$1.0 < \Phi \leq 2.0$	$\leq 10$
			$2.0 < \Phi$	0
Chip, Break	Glass Edges		$a \leq 20.0$ and $b \leq 2.0$	Good
	Glass Corners		$a > 20.0$ or $b > 2.0$	0
			$a \leq 6.0$ and $b \leq 6.0$	Good
			$a > 6.0$ or $b > 6.0$	0
Chip with Crack			$L < 1.0$	Good
			$1.0 \leq L$	Nothing

Notice1 : The figures here are subject to be changed without any notice.

Notice2 : Defects observed at the distance of from 30cm are NOT counted.